

# STEP 1

## DOWNLOAD THE LUCID HEARING APP®



Scan this code with your phone camera to download the app



# STEP 2

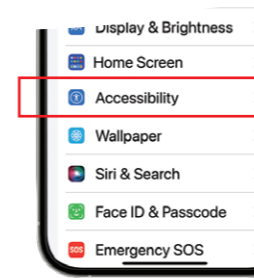
## CONNECT/PAIR TO YOUR DEVICE'S BLUETOOTH®

1 Remove hearing aids from the charging case

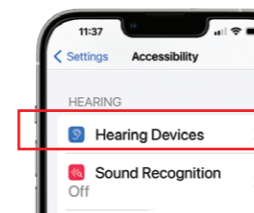
2 On your phone, go to → **Settings**



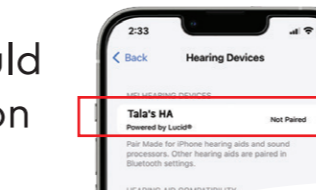
3 Go to → **Accessibility**



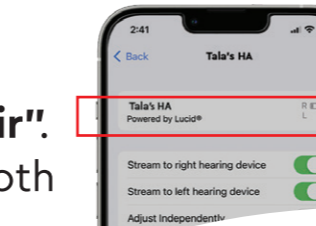
4 Go to → **Hearing Devices**



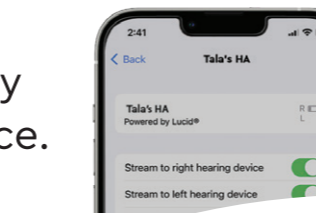
5 **Tala's HA** should appear, click on this tab



6 Prompt will appear to **"Pair"**. Click **"Pair"** both times.



7 Hearing Aids are successfully paired to device.



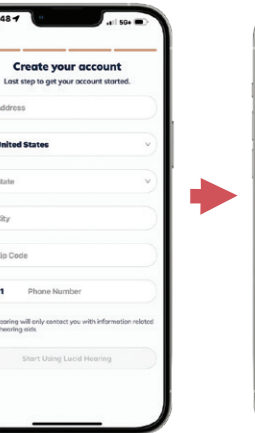
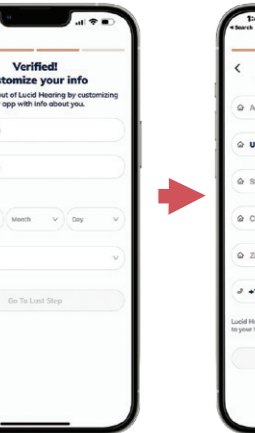
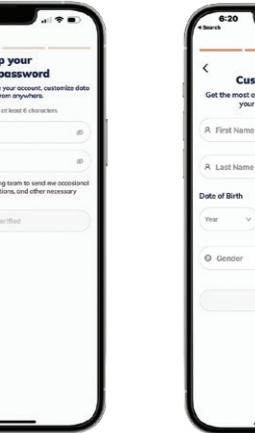
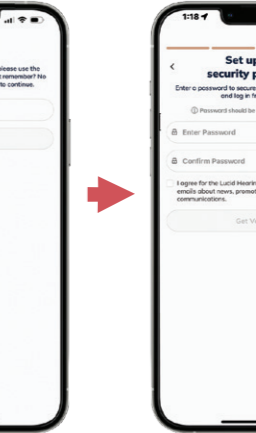
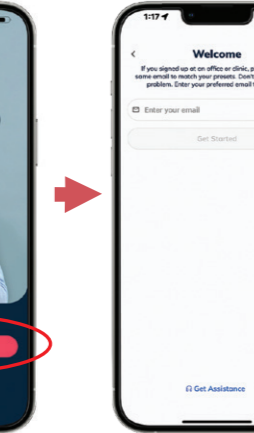

# STEP 3

## CREATE YOUR LUCID HEARING® ACCOUNT



Open the app and set-up your account

Your first screen will be a welcome screen. Click on **Start Using Lucid Hearing** to begin the sign-in process.



Follow the on-screen instructions to login or create an account. **Be sure to verify your email to complete the process.**

Once set-up is complete, you'll be greeted by a welcome screen.

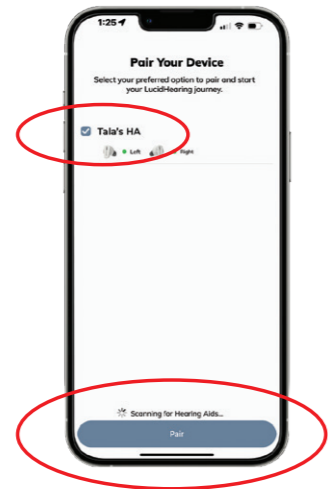
## STEP 4

### PAIR YOUR HEARING AIDS TO THE LUCID HEARING APP®

Your hearing aids should be charged and taken out of their case to power on.

Check the box **Tala's HA.**

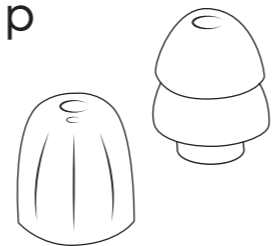
Click **Pair** at the bottom of the screen.



## STEP 5

### FIND YOUR PERFECT FIT

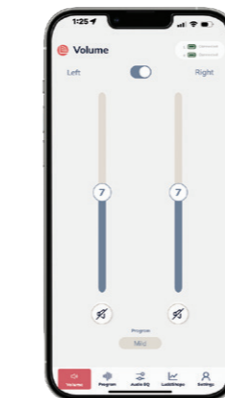
Attach a set of ear tips to the device and experiment with different ones. The tip should fit snugly enough to seal the ear but not be uncomfortably tight.



## STEP 6

### ADJUST THE VOLUME OR PERSONALIZE YOUR SOUND

- You can adjust:
- Volume
  - Programs
  - Audio EQ
  - LucidShape®



## STEP 7

### ENJOY BETTER HEARING!

Go connect to the world you love.

©2023 Lucid Hearing Holding Company, LLC. Lucid Hearing and Lucid Hearing App are registered trademarks of Lucid Hearing Holding Company, LLC. Tala is a trademark of Lucid Hearing Holding Company, LLC. Apple and iPhone are trademarks of Apple Inc., registered in the U.S. and other countries. All rights reserved.

**Need additional help?**  
Refer to the **User Manual** or our online video tutorials.



Scan the code for video tutorials

or visit [lucidhearing.com/support-video](https://lucidhearing.com/support-video)

**CALL TOLL FREE: (800) 785-6052**  
Monday - Saturday  
8AM - 6PM Central Time

**EMAIL: support@lucidhearing.com**

IFU-1065 Rev01

## TALA™ QUICK START GUIDE

Made for iPhone | iPad

**Compatible Device Required**



Scan with your phone camera to check your device compatibility

**(800) 785-6052**